

# Leisure Accents

By Confer Plastics

## 26" Barstools

Assembly Instructions



## 26" Barstools

Patio Bar shown - optional

# Leisure Accents

## 26" Barstools

### Parts List

- 2 – Seat/Footrest
- 2 – Leg Set (4 each)



Seat



Footrest



Leg Set

1. Carefully separate the Legs using a utility knife (Figure 1).



Figure 1

2. The leg must be inserted into the footrest with the snap lug end first as shown in (Figure 2). Before sliding the Leg into the Footrest be sure that the 3 tapered locks (shown in Figure 3 on the sides of the Legs) align with the two sets of arrows on the underside of the Footrest (Figure 4).




Figure 2




Figure 3




Figure 4

3. Insert the legs into the footrest (as shown in Figure 5). The leg must be fully inserted into the footrest so that the stop lugs are seated against the underside of the footrest (as shown in Figure 6).




Figure 5

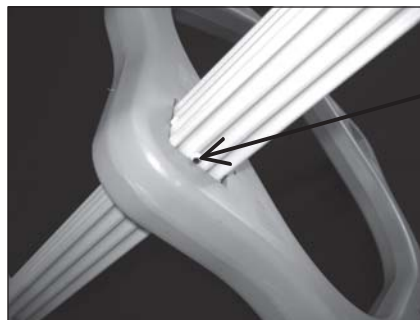


Figure 6

# Leisure Accents

## 26" Barstools

4. Ensure that legs are installed correctly into the footrest and that the snap lugs are facing as shown in (Figure 7).




Figure 7

5. With the Leg and Footrest assembly in the upside down position, position the legs into the corresponding holes in the bottom of the Seat (Figure 8). Using a rubber mallet, strike the bottom of each leg until all four Legs snap into the locked position.

**Note:** If necessary, hit each leg an additional time to snap it securely into the seat. Turn stool upright and check to see if seat stays attached to leg(s). If not, turn stool over and hit leg(s) again until they stay attached.



Figure 8

**Note:** For missing or replacement parts, please visit our website at [www.conferplastics.com](http://www.conferplastics.com) or call Toll Free U.S. 866-396-2968

ALSO AVAILABLE...

## Leisure Accents

### BISTRO TABLE SET

Whether you are short on room or just looking for some durable furniture to last, Confer Plastics bistro set is perfect for any backyard environment.



### PATIO BAR SET

A picnic table at bar height, it is the perfect addition to your barbecue and leisure activities with family and friends.



# SPA & PATIO ACCESSORIES

### SIDE BAR AND STOOLS

Sidebars are great for serving or next to your spa and they come in two sizes 74" and 36". Barstools are very rigid and come two to a carton.



### DELUXE SPA STEP

Sturdy, easy to construct and colorful, this is a must for any spa owner. Comes in four colors and two sizes, 74" and 36".



Made in the USA by: Confer Plastics, Inc.

Important: For safety, all of our products should be used with competent supervision.

MADE IN THE U.S.A. by:



**CONFER**  
*plastics inc.*

Printed in U.S.A.

97 Witmer Road  
North Tonawanda, New York 14120-2421  
Toll Free U.S. 866-396-2968  
716-283-1826/ FAX 716-283-3249  
[www.conferladders.com](http://www.conferladders.com)

Product and specifications subject to change without notice  
Patent #5,244,291 Patents Pending